



# valendoors

alu color DLV doors and drawer fronts

- Three designs now in stock!
- Quick Ship Program.
- Choose from assembled doors or ready-to-assemble components.
- Assembled doors include factory installed tempered glass.
- Uses standard 35 mm cup hinges, drilled and installed in your shop.
- Four corner fully concealed hardwood dowel joinery.
- 4 mm thick glass
- E-1 grade MDF core wrapped with aluminum color surface.
- Customer-submitted designs possible, please inquire.


virginia

mississippi

NEW

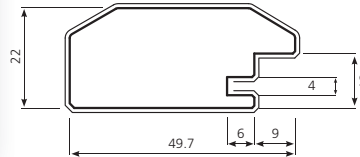
symmetry

The stylish and economical alternative to metal frame doors and drawer fronts.



symmetry  
joinery: miter

- New proprietary Valen design.
- Accepts face mounted decorative handles.
- Accepts a wide range of factory or customer installed glass or other types of center panels.
- Center glass simply drops in from behind and is held with clear spline.
- Glass thickness range from 3 mm – 6 mm. ( $\frac{1}{8}$ " -  $\frac{1}{4}$ " )
- Use 2.5 mm edge drill distance for hinge.



glass installation



reverse view

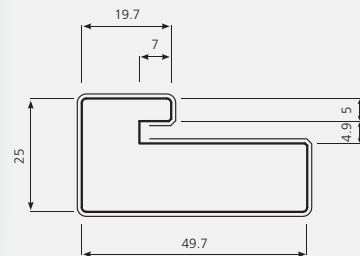


matching in-stock handle - 01 4132 04



mississippi  
joinery: miter

- Popular "shadowbox frame" design
- 4 mm glass only
- Frosted glass recommended.
- Glass should not be ribbed or pebbled.
- Requires an over-the-edge mounted handle or a touch latch.



matching in-stock handle - 01 3392 75  
(allow 11 mm or  $\frac{7}{16}$ " opening clearance)



matching in-stock handle - 01 3226 75

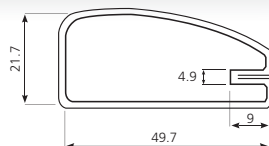


matching in-stock handle - 01 3375 75



virginia  
joinery: miter

- Popular "pillow" design
- 4 mm glass only.
- Requires an over-the-edge handle or a touch latch.



### assembly options

#### Assembled Option

Fronts are shipped with 4 mm tempered glass pre-installed. Choose from frosted or clear glass. Please allow 8 day lead time.

#### Ready-to-Assemble Option

Customer must source 4 mm glass or other center panel material locally.

Fronts are shipped as 4 individual components, no glass. Components are mitered and drilled and include pre-installed dowels.

Assembly (in small series) with band or strap type corner clamps.

### glass dimension calculation

#### How to Figure Glass Size for RTA Option

Subtract the following measure from each outside door dimension.

- Symmetry: 83 mm / 3.25"
- Mississippi: 27 mm / 1.063"
- Virginia: 83 mm / 3.25"
- Montana: 17.5 mm .688"

#### Glass Thickness

- Symmetry: 4 mm
- Mississippi: 4 mm
- Virginia: 4 mm
- Montana: 3 mm

To attach alu drawer fronts to drawer bodies we recommend color matched Kolbe Korner brackets. In stock now.

\*This profile is offered with frosted glass only.

**valenusa | valendrawers**

Valendrawers, Inc. • 555 Dixon Street • Lexington, NC • 27293  
800.334.4825 • 336.956.2118 • fax 336.956.6315 • www.valenusa.com